

## CY 2013 FINANCIAL PLAN

(In Thousand Pesos)

Department/Agency: COTABATO REGIONAL AND MEDICAL CENTER

BED No. 1

Programs/Activities/Projects (P/A/P)/ MAJOR FINAL OUTPUTS (MFO)/ FUND SOURCE	P/A/P Code	PREVIOUS YEAR (CY 2012) OBLIGATIONS		CURRENT YEAR - CY 2013															
		ACTUAL Jan. 1 - Oct. 31	ESTIMATE Nov. 1 - Dec. 31	BUDGETARY ALLOCATION Per NEP or GAA				OBLIGATION PROGRAM											
				PS	MOOE	CO	TOTAL	NOT NEEDING CLEARANCE					NEEDING CLEARANCE				Total		
		Q1	Q2					Q3	Q4	Total	Q1	Q2	Q3	Q4	Total				
(1)	(2)	(3)		(4)				(5)					(6)				(7)=5+6		
I. Current Year Budget																			
MFO4:																			
Quality Tertiary and Other Specialized Health Care Operations																			
Personal Services		96,570	25,492	117,947			117,947	27,243	32,902	26,574	31,228	117,947							117,947
MOOE		29,873	8,307		41,998		41,998	10,499	10,499	10,500	10,500	41,998							41,998
II. Continuing Appropriation																			
CY 2012 Unreleased Appropriation																			
CY 2012 Unobligated Allotment																			
III. Automatic Appropriation																			
RLIP		8,658	2,404	11,016			11,016	2,754	2,754	2,754	2,754	11,016							11,016
Special Account in the General Fund																			
TOTAL		135,101	36,203	128,963	41,998		170,961	40,496	46,155	39,828	44,482	170,961							170,961
Recapitulation by MFO:																			
MFO4:																			
Quality Tertiary and Other Specialized Health Care																			
TOTAL		135,101	36,203	128,963	41,998		170,961	40,496	46,155	39,828	44,482	170,961							170,961

Prepared By:

WIRGILIA L. PATTAUI

Adm. Officer V / Budget Officer

Date: November 13, 2012

Recommended By:

HELEN DE PERALTA YAMBAO, MD, FPOCS, FSGOP

Chief of Hospital III

Date: November 13, 2012


CY 2013 PHYSICAL PLAN

Department / Agency: COTABATO REGIONAL AND MEDICAL CENTER


BED No. 2

MAJOR FINAL OUTPUTS (MFOs) / PROGRAMS, ACTIVITIES, and PROJECTS (PAPs)	PERFORMANCE INDICATORS (PIs)	PREVIOUS YEAR ACCOMPLISHMENTS (CY 2012)		CY 2013 PHYSICAL TARGETS	CY 2013 QUARTERLY PHYSICAL TARGETS				
		ACTUAL	ESTIMATE		1st	2nd	3rd	4th	
		Jan. 1- Oct. 31	Nov. 1- Dec.31						
1	2	3		4	5				
MFO4: QUALITY TERTIARY AND OTHER SPECIALIZED HEALTH CARE	a. Patient Services								
	a.1 # of in patients	20,009	4,000	26,400	6,600	6,600	6,600	6,600	
	a.2 # of out patients	32,874	6,575	44,400	11,100	11,100	11,100	11,100	
	a.3 # of ER patients	13,788	2,575	18,000	4,500	4,500	4,500	4,500	
	a.4 average length of stay	3.93	3.5	3.5	3.5	3.5	3.5	3.5	
	a.5 occupancy rate								
	IBC - Per GAA (200 beds)	129.04%	90%	90%	90%	90%	90%	90%	
	ABC - Per RA 8316 (400 beds)	64.52%							
	a.6 mortality rate	5.86%							
	a.7 morbidity rate	94.14%	95%	95%	95%	95%	95%	95%	
	a.8 nosocomial rate	0.73%		-	-	-	-	-	
	b. Percent Quantified Free Service (QFS)	55%	50%	50%	50%	50%	50%	50%	
	c. # of admitted indigent patients with Philhealth	4,388	878	7,200	1,800	1,800	1,800	1,800	

Prepared By:

  
 VIRGILIA L. PATTAUI  
 Adm. Officer V / Budget Officer  
 Date: November 13, 2012

Recommended By:

  
 HELEN DE PERALTA YAMBAO, MD, FPOGS, FSGOP  
 Chief of Hospital III  
 Date: November 13, 2012


CY 2013 PHYSICAL PLAN

Department / Agency: COTABATO REGIONAL AND MEDICAL CENTER


BED No. 2

MAJOR FINAL OUTPUTS (MFOs) / PROGRAMS, ACTIVITIES, and PROJECTS (PAPs)	PERFORMANCE INDICATORS (PIs)	PREVIOUS YEAR ACCOMPLISHMENTS (CY 2012)		CY 2013 PHYSICAL TARGETS	CY 2013 QUARTERLY PHYSICAL TARGETS				
		ACTUAL Jan. 1- Oct. 31	ESTIMATE Nov. 1- Dec.31		1st	2nd	3rd	4th	
1	2	3		4	5				
MFO4: QUALITY TERTIARY AND OTHER SPECIALIZED HEALTH CARE	- Net death rate (deaths beyond 48 hrs. after admission)	2.48%							
	- Cost/bed/day								
	- 4th level tertiary referral hospital								
	General Fund	404.13	521.72	575.32	583.28	576.87	570.65	570.65	
	Hospital Income	898.93	1,198.16	1,321.52	1,339.88	1,325.15	1,310.75	1,310.75	
	- % of MOOE used for drugs & supplies	82.69%	80%	65%	65%	65%	65%	65%	
	- % of filled	98.71%	98%	98%	98%	98%	98%	98%	
	- % of unfilled	1.29%							
	- % of Philhealth enrolled members admitted to hospital according to type of patients								
	Government	15.40%	15%	17%	17%	17%	17%	17%	
	Private	4.69%	5%	6%	6%	6%	6%	6%	
	IPM	14.53%	14%	15%	15%	15%	15%	15%	
	Indigent/Sponsored	21.93%	22%	24%	24%	24%	24%	24%	
	PRM	2.24%	2%	5%	5%	5%	5%	5%	
	OFW	1.83%	2%	3%	3%	3%	3%	3%	
	- Ratio of hospital income to hospital total budget	2.22:1	2.30:1	2.30:1	2.30:1	2.30:1	2.30:1	2.30:1	

Prepared By:

  
 VIRGILIA L. PATTAUI  
 Adm. Officer V / Budget Officer  
 Date: November 13, 2012

Recommended By:

  
 HELEN DE PERALTA YAMBAO, MD, FRCGS, FRCGP  
 Chief of Hospital III  
 Date: November 13, 2012

MONTHLY CASH PROGRAM

CY 2013

(In Thousand Pesos)


Department/Agency : COTABATO REGIONAL AND MEDICAL CENTER

Fund : 101

BED No. 3

PARTICULARS	TOTAL PROGRAM	TAX REM. ADVICE (TRA) *	PROGRAM, NET OF TRA	QUARTER 1				QUARTER 2				QUARTER 3				QUARTER 4			
				JAN	FEB	MARCH	TOTAL	APRIL	MAY	JUNE	TOTAL	JULY	AUG	SEPT	TOTAL	OCT	NOV	DEC	TOTAL
NOTICE OF CASH ALLOCATION (NCA)																			
A. Current Year (CY) Budget RBF																			
Terminal Leave Benefits	14,168		14,168	1,551	739	1,332	3,622	1,439	379	1,126	2,944	2,117	2,075	514	4,706	1,163	1,733		2,896

Prepared by:

  
VIRGILIA L. PATAJI

Adm. Officer V / Budget Officer

Date: November 13, 2012

Approved by:

  
HELEN DE PERALTA YAMBAO, MD, FPOGS, FSGOP

Chief of Hospital III

Date: November 13, 2012

MONTHLY CASH PROGRAM

CY 2013

(In Thousand Pesos)

Department/Agency : COTABATO REGIONAL AND MEDCAL CENTER

Fund : 101

BED No. 3

PARTICULARS	TOTAL PROGRAM	TAX REM. ADVICE (TRA) *	PROGRAM, NET OF TRA	QUARTER 1				QUARTER 2				QUARTER 3				QUARTER 4			
				JAN	FEB	MARCH	TOTAL	APRIL	MAY	JUNE	TOTAL	JULY	AUG	SEPT	TOTAL	OCT	NOV	DEC	TOTAL
. ALLOCATION (NCA)																			
A. Current Year (CY) Budget																			
Agency Specific Budget																			
Not Needing Clearance																			
PS	110,603	7,344	117,947	8,246	8,246	8,915	25,407	9,921	12,899	8,246	31,066	8,246	8,246	8,246	24,738	8,246	12,900	8,246	29,392
MOOE	39,898	2,100	41,998	3,324	3,325	3,325	9,974	3,324	3,325	3,325	9,974	3,325	3,325	3,325	9,975	3,325	3,325	3,325	9,975
CO																			
Automatic Appropriation																			
RLIP (PS)	11,016			918	918	918	2754	918	918	918	2754	918	918	918	2754	918	918	918	2754
TOTAL PROGRAM, CY BUDGET																			
PS	110,603	7,344	117,947	8,246	8,246	8,915	25,407	9,921	12,899	8,246	31,066	8,246	8,246	8,246	24,738	8,246	12,900	8,246	29,392
MOOE	39,898	2,100	41,998	3,324	3,325	3,325	9,974	3,324	3,325	3,325	9,974	3,325	3,325	3,325	9,975	3,325	3,325	3,325	9,975
CO																			
B. Prior Year (PY) Budget																			
Prior Year Accounts Payable																			
PS																			
MOOE																			
CO	6,783	474	6,309		1,869	1,869	3,738			1,285	1,286	2,571							
Not Yet Due and Demandable Obligations (per BED No. 3-B)																			
PS																			
MOOE																			
CO	6,543	458	6,085		1,521	1,521	3,042			1,521	1,522	3,043							
TOTAL CASH PROGRAM																			
PS	110,603	7,344	117,947	8,246	8,246	8,915	25,407	9,921	12,899	8,246	31,066	8,246	8,246	8,246	24,738	8,246	12,900	8,246	29,392
MOOE	39,898	2,100	41,998	3,324	3,325	3,325	9,974	3,324	3,325	3,325	9,974	3,325	3,325	3,325	9,975	3,325	3,325	3,325	9,975
CO	13,326	932	12,394	-	3,390	3,390	6,780	-	-	2,806	2,808	5,614	-	-	-	-	-	-	-


Prepared by:

Approved by:

  
VIRGILIA L. PATJAU

Adm. Officer V / Budget Officer

Date: November 13, 2012

  
HELEN DE PERALTA YAMBAO, MD, FPOGS, FSSQP  
Chief of Hospital III

Date: November 13, 2012

REVISED MONTHLY CASH PROGRAM

CY 2013

(In Thousand Pesos)

Department/Agency : COTABATO REGIONAL AND MEDCAL CENTER

Fund : 101

BED No. 3

PARTICULARS	TOTAL PROGRAM	TAX REM. ADVICE (TRA) *	PROGRAM, NET OF TRA	QUARTER 1				QUARTER 2				QUARTER 3				QUARTER 4			
				JAN	FEB	MARCH	TOTAL	APRIL	MAY	JUNE	TOTAL	JULY	AUG	SEPT	TOTAL	OCT	NOV	DEC	TOTAL
ALLOCATION (NCA)																			
A. Current Year (CY) Budget																			
Agency Specific Budget																			
Not Needing Clearance																			
PS	117,947	7,344	110,603	8,246	8,246	8,915	25,407	9,921	12,899	8,246	31,066	8,246	8,246	8,246	24,738	8,246	12,900	8,246	29,392
MOOE	41,998	2,100	39,898	3,324	3,325	3,325	9,974	3,324	3,325	3,325	9,974	3,325	3,325	3,325	9,975	3,325	3,325	3,325	9,975
CO																			
Automatic Appropriation																			
RLIP (PS)	11,016		11,016	918	918	918	2754	918	918	918	2754	918	918	918	2754	918	918	918	2754
TOTAL PROGRAM, CY BUDGET																			
PS	128,963	7,344	121,619	9,164	9,164	9,833	28,161	10,839	13,817	9,164	33,820	9,164	9,164	9,164	27,492	9,164	13,818	9,164	32,146
MOOE	41,998	2,100	39,898	3,324	3,325	3,325	9,974	3,324	3,325	3,325	9,974	3,325	3,325	3,325	9,975	3,325	3,325	3,325	9,975
CO																			
B. Prior Year (PY) Budget																			
Prior Year Accounts Payable																			
PS	892		892			892	892												
MOOE	739		739			739	739												
CO	6,783	474	6,309		1,869	1,869	3,738		1,285	1,286	2,571								
Not Yet Due and Demandable Obligations (per BED No. 3-B)																			
PS																			
MOOE																			
CO	6,543	458	6,085		1,521	1,521	3,042		1,521	1,522	3,043								
Continuing Appro.-Unreleased Appropriations																			
MOOE- (PDAF)	1,000		1,000			1,000	1,000												
TOTAL CASH PROGRAM																			
PS	129,855	7,344	122,511	9,164	9,164	10,725	29,053	10,839	13,817	9,164	33,820	9,164	9,164	9,164	27,492	9,164	13,818	9,164	32,146
MOOE	43,737	2,100	41,637	3,324	3,325	5,064	11,713	3,324	3,325	3,325	9,974	3,325	3,325	3,325	9,975	3,325	3,325	3,325	9,975
CO	13,326	932	12,394	-	3,390	3,390	6,780	-	2,806	2,808	5,614	-	-	-	-	-	-	-	-

Prepared by:

*FW*  
VIRGILIA L. RAITAU

Adm. Officer V / Budget Officer

Date: 2/5/2013

Approved by:

HELEN DE PERALTA YAMBAO, MD, FPOGS, FSGOP

Chief of Hospital III

Date: 2/5/2013 *M*

LIST OF RETIREES  
FOR PAYMENT OF TERMINAL LEAVE AND RETIREMENT GRATUITY BENEFITS  
FY 2013

DEPARTMENT: HEALTH					AGENCY: COTABATO REGIONAL & MEDICAL CENTER						
NAME OF RETIREES (1)	Position at Retirement Date (2)	Date (Mo/Day/Year)			Highest Monthly Salary (Per NCSA) (6)	TERMINAL LEAVE		RETIREMENT GRATUITY			
		Birth (3)	Orig. Appt. (4)	Ret (5)		No. of Leave Credits Earned		TOTAL (9)	Total Creditable Service (10)	No. of Gratuity Months (11)	Amount (12)
						(VL) (7)	(SL) (8)				
<b>COMPULSORY</b>											
MANSILLA, Teresita M. REYES, Norma P.	MS III Nurse VI	10/03/48 04/17/48	02/09/76 08/16/71	10/04/13 04/18/13	53,709.00 44,560.00	24.039 29.756	375.625 216.000	1,026,240.22 523,547.69	37 years 41 years	47 57	2,524,323.00 2,539,920.00
<b>OPTIONAL</b>											
ANGELES, Elsa A.	NAI	03/11/52	05/16/88	03/12/17	13,580.00	121.780	353.750	308,734.12	24 years		
AVIS O, George M.	AAIII	06/19/52	11/08/87	06/20/17	10,931.00	142.185	316.958	239,946.71	25 years		
AVIS O, VICTORIANO	AAIV	06/22/51	07/05/73	06/23/16	11,869.00	159.212	474.125	359,381.67	39 years		
BALDOSTAMON, Elizabeth	MTIII	03/02/50	04/11/88	03/03/15	32,753.00	70.267	352.167	661,480.26	24 years		
CAMPOMANES, Cecilia D.	MS III	11/22/49	12/01/73	11/23/14	53,709.00	31.747	458.175	1,258,000.87	39 years	53	2,846,577.00
CHONG, Virginia G.	AO V	01/26/49	02/02/76	01/27/14	31,351.00	182.971	244.667	640,965.45	36 years	47	1,473,497.00
FRANCISCO, Priscilla	MTIII	01/16/50	02/01/84	01/17/15	33,846.00	137.685	310.958	725,964.16	28 years		
LUCHI, Leopoldo F.	MS III	01/05/52	08/22/82	01/06/17	53,709.00	43.598	388.730	1,110,164.81	30 years		
MARLANO, Anita A.	AAI	07/05/51	09/02/75	07/06/16	9,649.00	143.067	435.958	267,107.79	37 years	49	472,801.00
MACU, Ester B.	SAO	04/17/49	02/01/77	04/18/14	45,050.00	168.143	256.750	915,126.87	36 years	45	2,027,250.00
MOHAMMAD, Thelma P.	AA VI	10/22/51	10/01/84	10/23/16	12,921.00	19.147	18.024	22,961.87	29 years		
MCKEE, Ana T.	MLT II	06/20/52	07/15/82	06/21/17	16,009.00	30.995	362.626	301,265.50	30 years		
SALGADO, Thelma SL	AO V	02/03/50	10/01/75	02/04/15	33,113.00	21.212	58.000	125,399.68	37 years	49	1,622,537.00
TESORO, Belma M.	MTIII	02/28/51	01/10/92	02/29/16	33,478.00	26.003	357.626	614,013.43	21 years		
TOLENTINO, Eitelita B.	NAI	01/05/49	05/27/88	01/06/14	13,312.00	114.172	175.135	184,123.48	24 years		
UY CHOA KHAO, Jose B.	MS II	07/07/52	02/28/80	07/08/17	48,654.00	252.417	472.167	1,685,443.60	33 years		
ZAINAL, Zenaida T.	AAIV	10/10/52	02/03/75	10/11/17	11,987.00	16.846	181.923	113,911.11	38 years	49	587,363.00
ZULLIETA, Roberto S	RT II	08/23/52	07/02/74	08/24/17	22,982.00	328.575	549.500	964,775.72	39 years	51	1,172,062.00

LIST OF RETIREES  
FOR PAYMENT OF TERMINAL LEAVE AND RETIREMENT GRATUITY BENEFITS  
FY 2013

DEPARTMENT: HEALTH					AGENCY: COTABATO REGIONAL & MEDICAL CENTER						
NAME OF RETIREES (1)	Position at Retirement Date (2)	Date (Mo/Day/Year)			Highest Monthly Salary (Per NOSA) (6)	TERMINAL LEAVE		RETIREMENT GRATUITY			
		Birth (3)	Orig. Appt. (4)	Ret (5)		No. of Leave Credits Earned		TOTAL (9)	Total Creditable Service (10)	No. of Gratuity Months (11)	Amount (12)
						(VL) (7)	(SL) (8)				
<b>END OF RESIDENCY</b>											
ALCALA, Esby	MO III	09/11/80	11/10/08	11/10/13	39,493.00	43.467	59.625	194,648.93			
ALVARIC O, Admee	MO III	12/10/76	06/28/06	06/28/13	39,493.00	35.549	84.125	225,957.56			
BESANA, Jona Ann	MO III	02/04/79	07/01/09	07/01/13	39,493.00	29.296	58.250	165,296.39			
DOGOLDOGOL, Mary Ruschel A	MO III	05/17/79	05/19/08	05/19/13	39,493.00	35.271	64.292	187,985.80			
Macapodi-Badron Potri	MO III	04/18/73	09/01/08	09/01/13	39,493.00	34.880	66.417	191,259.78			
Macarapat-Malik, Myra	MO III	11/11/78	05/06/09	05/06/13	39,493.00	43.971	57.083	190,800.97			
MACLINTÉ, Silpha G.	MO III	10/20/58	09/02/03	09/02/13	39,493.00	58.098	113.230	323,485.94			
MANGANSAKAN, Norizah	MO III	08/13/80	03/16/09	03/16/13	39,493.00	41.244	32.167	138,607.97			
ROMANCAP, Faizal	MO III	02/20/82	11/15/07	11/15/13	39,493.00	64.578	83.667	279,902.72			
SUMAHIT, Juaren	MO III	11/07/77	03/10/08	03/10/13	39,493.00	49.458	67.917	221,616.79			
<b>GRAND TOTAL</b>								<b>14,168,117.86</b>			

Prepared by:  
*[Signature]*  
REGELINA A. PONGELER  
Administrative Officer II

Noted by:  
*[Signature]*  
ESTER B. MATO  
Supervising Administrative Officer

Approved by:  
*[Signature]*  
HELEN P. YANUBAN, MD, FPC GS, FRCGP  
Chief of Hospital III